



BY-MM1

Universal Cardioid Microphone



Instruction Manual

Thank you for purchasing BOYA BY-MM1!

The BOYA BY-MM1 is a cardioid microphone, which specially design to improve the sound quality of videos on the basis of build-in microphones.

With both TRS cable and TRRS output cable included,it can be used on Smartphones, cameras, camcorders, audio recorders, PCs, and other audio/video recording devices.

BY-MM1 comes out in compact size and light weight aluminium constructure , it will not be a heavy burden while shooting. Plug and play design,no need to worry the battery status. Included inside with a anti-shock mount,which can effectively reduce unwanted vibration, cable and handling noise. Also included a furry windproof shield,which specially used for minimizing the wind and environmental noise for outdoor recording , make sure the sound crystal clear.

Features

- Compact on-camera microphone
- Compatiable with smartphones, DSLR cameras, Consumer Camcorders, PCs etc.
- Rugged metal construction
- No battery required
- Professional furry windshield included

Specifications

Transducer:	Electret Condenser
Polar pattern:	Cardioid
Frequency Response:	35-18KHz +/-3dB
Sensitivity:	-42dB +/- 1dB / 0dB=1V/Pa, 1kHz
Signal to Noise Ratio:	76dB SPL
Plug:	3.5mm TRS and TRRS connection
Dimensions:	Φ22*81mm
Net Weight	86g



- Please read these instructions for use thoroughly before you use this new equipment for the first time. It contains everything you need to know in order to avoid damage to persons or property.
- Strictly follow all notes on safety in these instructions for use.
- Keep these instructions for use in a safe place. If you sell your equipment or pass it on to someone else, you should also pass on these instructions for use.

1. Understanding these instructions for use correctly

1.1 Markings on the device

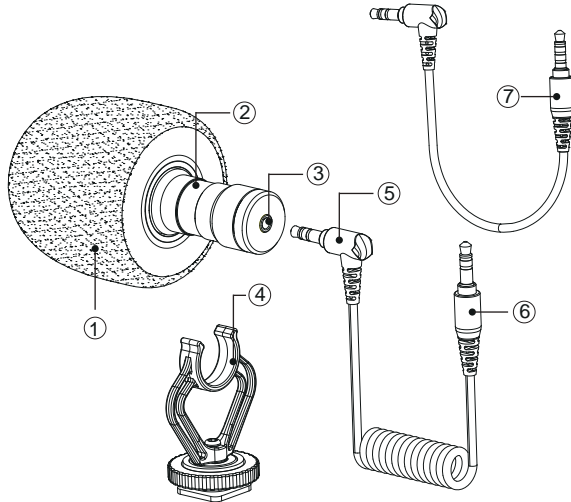


This symbol indicates, that your device meets the safety requirements of all applicable EU-directives.



Waste disposal and protection of the environment
Electric and electronic appliances as well as batteries must not be disposed of together with domestic waste. The user is legally obliged to return electric and electronic appliances as well as batteries to specially set up public collecting points or the sales outlet once they have reached the end of their service life. Details are regulated by national law. The symbol on the product, the instructions for use or the packaging refers to these provisions. The recycling, the material-sensitive recycling or any other form of recycling of waste equipment/ batteries is an important contribution to the protection of our environment.

What's Included



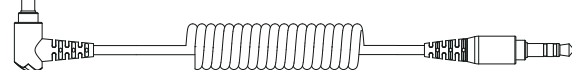
- ① Furry windsheild
- ② Microphone
- ③ 3.5mm audio jacket
- ④ Shock mount
- ⑤ 3.5mm audio output cable
- ⑥ 3.5mm to TRS audio output cable
- ⑦ 3.5mm to TRRS audio output cable

What's difference?

- ① 3.5 mm TRRS connector
-For Smartphone, tablet or Mac

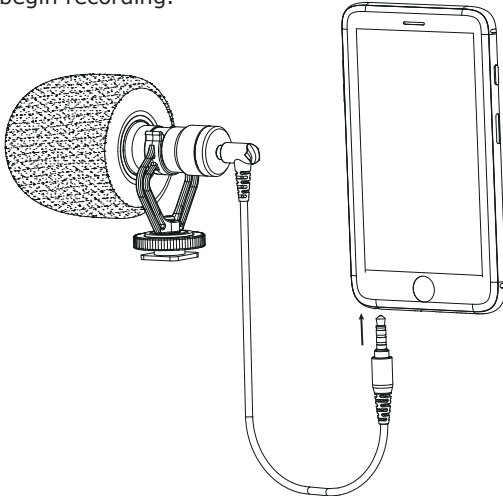


- ② 3.5 mm TRS connector
-For cameras, camcorders, audio recorders and other audio/video recording devices.



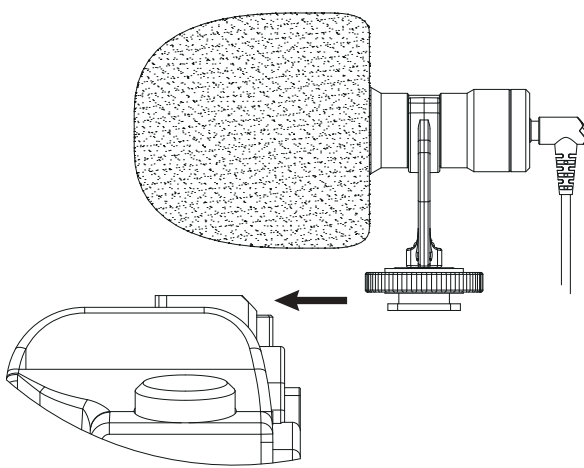
Using the microphone with a Smartphone, tablet or Mac.

1. Plug the 3.5 mm TRRS connector into the audio jack of your smartphone, tablet or Mac.
2. Open the audio-only or video recording app and begin recording.

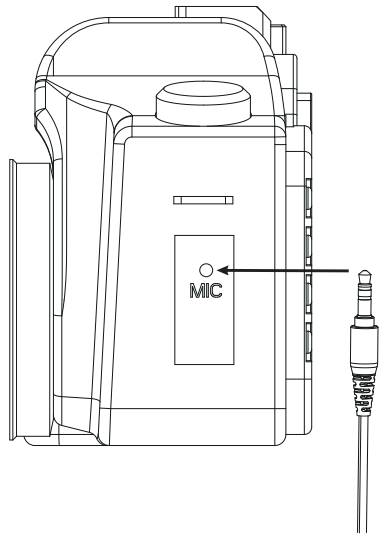


Using the microphone with cameras, camcorders, audio recorders and other audio/video recording devices.

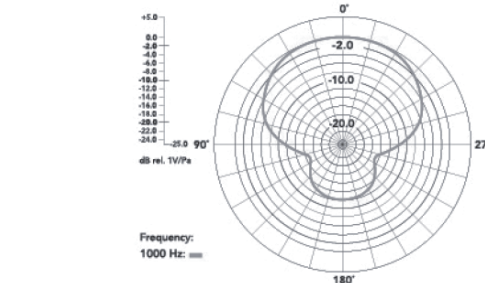
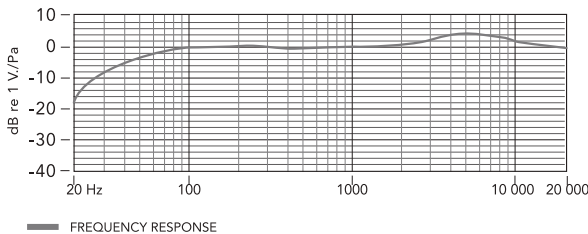
1. Lcok the microphone on the camera hot shoe



2. Plug the 3.5 mm TRS connector into the audio input jack of your device (audio recorder, amplifier, PC, laptop).



Specifications



Troubleshooting

If you have any problem using the BY-MM1 components, use the following checklist.

If any problem persist, please consult our local dealer, or contact us directly at sales@boya-mic.com.

Problem	Solution
The microphone can't work	Make sure that using the correct audio connector. 1) For smartphone, tablet or Mac, using 3.5mm flexible cable. 2) For others devices, using 3.5mm straight cable.
Too much ambience noise is being picked up	Make sure that the microphone is as close as possible to the subject. A certain amount of ambient noise is unavoidable in loud environments.

www.boya-mic.com

BOYA AUDIO EQUIPMENT (SHENZHEN) CO., LIMITED
Add: A16 building, New Material Industrial Park of Silicon Valley Power, Guanlan Town, Shenzhen, China
Tel: (86)0755-28435910
Email: sales@boya-mic.com